


Fixture System for the Manufacturing of Dental Burrs FG, H, HP and RA 460-2/002

Contact fixture



1. Contact strip
2. PVC blind plug for blind-cathode connection for pre-treatment
3. Contact cable with contact plug
4. Blind cathode connection piece for contact fixture

Detail contact modules




1. Contact modules FG with 8 slots each (21 pcs/fixture)
2. Contact modules H, HP, RA with 6 slots each (20 pcs/fixture)
3. Contact strip – top part
4. Contact strip – bottom part
5. Titanium bolts (8 pcs)


Assembly of contact fixture:

Number of slots per contact strip:


◆FG contact fixture: 168 pieces ◆H, HP contact fixture:120 pieces ◆RA contact fixture:120 pieces



1. Contact strip – top part
2. Contact strip – bottom part with contact modules
3. Contact strip – bottom cover
4. O-rings for contact sockets
5. PP screws (30 pcs)




1. Holder for diamond tack-down insert with diamond retaining sieve
2. Diamond tack-down insert (trough)
3. Locking pins for diamond tack-down insert (2 pcs)




1. Pre- and finish nickel fixture
2. Blind cathode wire with plug





Push-in tool for dental burr blanks



Electro-plating station with pre- and finish nickel fixture (right) and diamond tack-down fixture (left)

Production capacity per electro-plating station:

Grit size FEPA (US mesh)	Process time (min)	Production rate (pieces)			
		FG type		H, HP, RA types	
		Single shift (8 h)	Two shifts (16 h)	Single shift (8 h)	Two shifts (16 h)
D151 (100/120)	195	336	672	240	480
D107 (140/170)	120-135	504-672	1176-1344	360-480	840-960
D20 (~800)	50	1512	3192	1080	2280